

## Modular Cooking Range Line thermaline 80 - 1200 mm Closed Work top, 1 Side

ITEM # \_\_\_\_\_

MODEL # \_\_\_\_\_

NAME # \_\_\_\_\_

SIS # \_\_\_\_\_

AIA # \_\_\_\_\_



**588122 (MANABAKOOO)** Closed Work Top, one-side operated

### Short Form Specification

**Item No.** \_\_\_\_\_

Closed work top, 1200 mm wide, constructed according to DIN 18860\_2 with 20 mm drop nose top. Internal frame for heavy duty sturdiness in stainless steel. 2 mm top in 1.4301 (AISI 304). Flat surface construction, easily cleanable. THERMODUL connection system enables seamless worktop when units are connected and avoids soil penetrating.

IPX5 water resistant certification.

Configuration: One-side operated top. The base needs to be supplied by the factory. Please include appropriate base.

### Main Features

- All major components may be easily accessed from the front.
- THERMODUL connection system creates a seamless work top when units are connected to each other thus avoiding soil penetrating vital components and facilitating the removal of units in case of replacement or service.

### Construction

- IPX5 water resistance certification.
- 2 mm top in 1.4301 (AISI 304).
- Flat surface construction with minimal hidden areas to easily clean all surfaces
- Internal frame for heavy duty sturdiness in 1.4301 (AISI 304).
- Unit constructed according to DIN 18860\_2 with 20 mm drop nose top.

### Optional Accessories

- Connecting rail kit, 800mm PNC 912500
- Portioning shelf, 1200mm width PNC 912530
- Portioning shelf, 1200mm width PNC 912560
- Folding shelf, 300x800mm PNC 912577
- Folding shelf, 400x800mm PNC 912578
- Fixed side shelf, 200x800mm PNC 912583
- Fixed side shelf, 300x800mm PNC 912584
- Fixed side shelf, 400x800mm PNC 912585
- Connecting rail kit: modular 80 (on the left) to ProThermetic tilting (on the right), ProThermetic stationary (on the left) to ProThermetic (on the right) PNC 912971
- Connecting rail kit: modular 80 (on the right) to ProThermetic tilting (on the left), ProThermetic stationary (on the right) to ProThermetic (on the left) PNC 912972
- Endrail kit, flush-fitting, left PNC 913109
- Endrail kit, flush-fitting, right PNC 913110
- Endrail kit (12.5mm) for thermaline 80 units, left PNC 913200
- Endrail kit (12.5mm) for thermaline 80 units, right PNC 913201
- T-connection rail for back-to-back installations without backsplash (to be ordered as S-code) PNC 913227
- Insert profile D=800mm PNC 913230
- Endrail kit, (12.5mm), for back-to-back installation, left PNC 913249
- Endrail kit, (12.5mm), for back-to-back installation, right PNC 913250
- Endrail kit, flush-fitting, for back-to-back installation, left PNC 913253
- Endrail kit, flush-fitting, for back-to-back installation, right PNC 913254

**APPROVAL:** \_\_\_\_\_




**Electrolux**  
PROFESSIONAL

## Modular Cooking Range Line thermaline 80 - 1200 mm Closed Work top, 1 Side

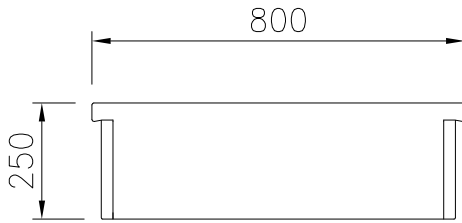
### Key Information:

External dimensions, Width:	
588122 (MANABAKOOO)	1200 mm
External dimensions, Depth:	800 mm
External dimensions, Height:	250 mm
Net weight:	30 kg


Front



Side



Top



Modular Cooking Range Line  
thermaline 80 - 1200 mm Closed Work top, 1 Side

The company reserves the right to make modifications to the products  
without prior notice. All information correct at time of printing.

2025.10.04